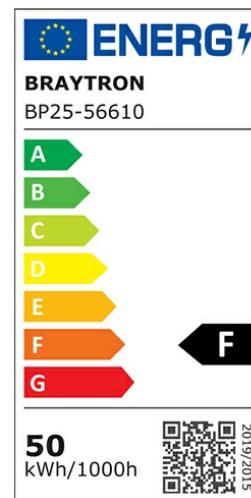
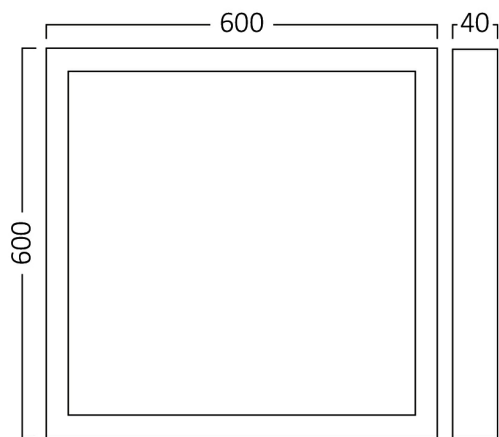




## PRODUCT DATASHEET

MODEL NO BP25-56610

DESCRIPTION BRY-PANELLED-SC-50W-600x600-WHT-4000K-LED PANEL



Luminare is intended to use in outdoor applications

### General Characteristics

Model No	:	BP25-56610
Main Family	:	Indoor Lighting
Sub Family	:	LED Big Panel
Type	:	Surface Frame
Body Color	:	White
Lamp Shape	:	Non-Directional
Dimmable	:	Not-Dimmable
Light Source	:	LED
Warranty	:	2 years
Class	:	Class II
IP	:	IP40

### Electrical Characteristics

Lifetime	:	20000 h
Voltage	:	220-240V
Power Factor	:	>0,5
Material	:	Aluminium
Working Temperature	:	-20 C+40 C
Frequency	:	50-60 Hz

### Package Informations

N.W.	:	8,50 kgs
G.W.	:	11,50 kgs
PCS/CTN	:	5 pcs
Length	:	620 mm
Width	:	220 mm
Height	:	620 mm
EAN	:	5949097724732

### Product Characteristics

Wattage	:	50 w
Color Temperature	:	4000K
Quse Lumen	:	5200 lm
Color Rendering Index (CRI)	:	>80
Energy Efficiency Level	:	F
Beam Angle	:	110° Degrees
Color Category	:	Natural White

### Dimensions & Weight

P. Length	:	600 mm
P. Width	:	600 mm
P. Height	:	35 mm
Weight	:	1700 gr