


# Braytron

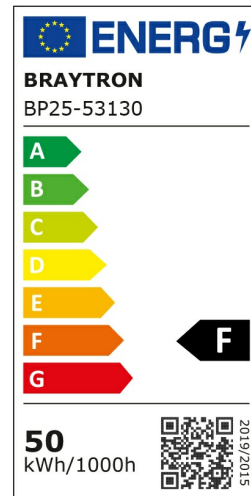
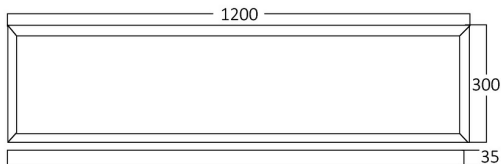
## PRODUCT DATASHEET

MODEL NO BP25-53130

DESCRIPTION BRY-PANELLED-SC-50W-300x1200-WHT-6500K-LED PANEL



IP40



Luminare is intended to use in outdoor applications

BRAYTRON SRL

Bulavardul iuliu maniu, Nr.616, Sector 6, 061129, Bucuresti-ROMANIA

info@braytron.com

www.braytron.com

### General Characteristics

|              |   |                 |
|--------------|---|-----------------|
| Model No     | : | BP25-53130      |
| Main Family  | : | Indoor Lighting |
| Sub Family   | : | LED Big Panel   |
| Type         | : | Surface Frame   |
| Body Color   | : | White           |
| Lamp Shape   | : | Non-Directional |
| Dimmable     | : | Not-Dimmable    |
| Light Source | : | LED             |
| Warranty     | : | 2 years         |
| Class        | : | Class II        |
| IP           | : | IP40            |

### Electrical Characteristics

|                     |   |            |
|---------------------|---|------------|
| Lifetime            | : | 20000 h    |
| Voltage             | : | 220-240V   |
| Power Factor        | : | >0,5       |
| Material            | : | Aluminium  |
| Working Temperature | : | -20 C+40 C |
| Frequency           | : | 50-60 Hz   |

### Package Informations

|         |   |               |
|---------|---|---------------|
| N.W.    | : | 10,00 kgs     |
| G.W.    | : | 12,80 kgs     |
| PCS/CTN | : | 5 pcs         |
| Length  | : | 1230 mm       |
| Width   | : | 220 mm        |
| Height  | : | 330 mm        |
| EAN     | : | 5949097726538 |

### Product Characteristics

|                             |   |              |
|-----------------------------|---|--------------|
| Wattage                     | : | 50 w         |
| Color Temperature           | : | 6500K        |
| Quse Lumen                  | : | 5200 lm      |
| Color Rendering Index (CRI) | : | >80          |
| Energy Efficiency Level     | : | F            |
| Beam Angle                  | : | 110° Degrees |
| Color Category              | : | Cool White   |

### Dimensions & Weight

|           |   |         |
|-----------|---|---------|
| P. Length | : | 1200 mm |
| P. Width  | : | 35 mm   |
| P. Height | : | 300 mm  |
| Weight    | : | 2000 gr |